


HORIZONTAL FLOAT TYPE
LEVEL SWITCH
KF-200/KFG-200



Abundant models can apply to multipurpose!!

KF-200/KFG-200 HORIZONTAL FLOAT TYPE LEVEL SWITCH

Abundant variations support liquid level control for diversified processes.



PRINCIPLE OF OPERATION

A magnet is installed at the tip of the float. It magnetically interacts with the magnet in the terminal box, and detects the liquid level change as the microswitch turns ON/OFF.

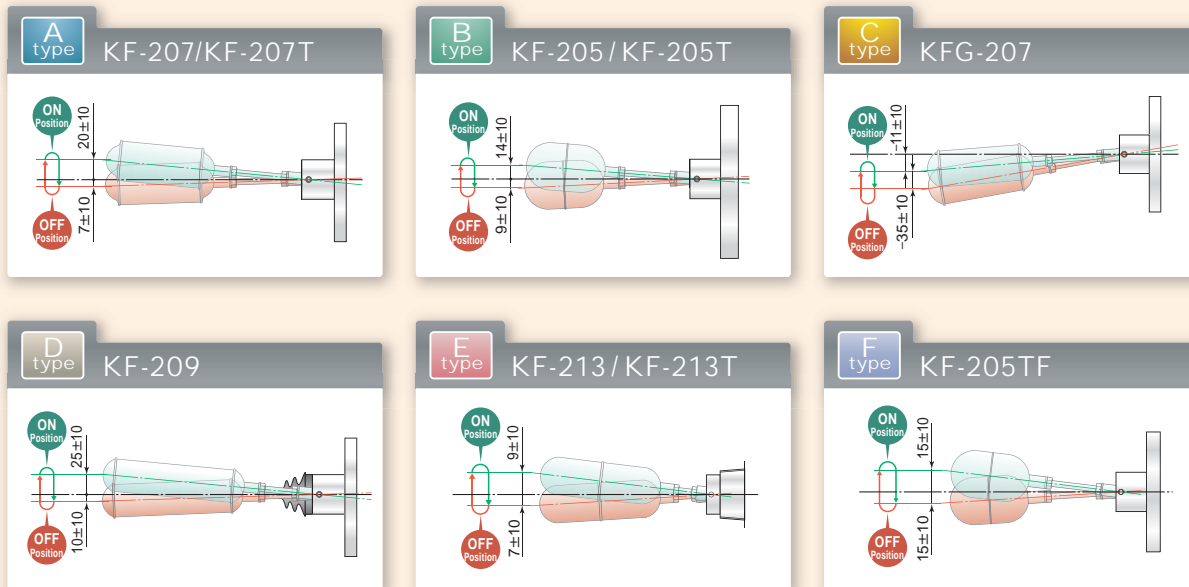
FEATURES

- No power is required. It can reliably detect the liquid level.
- The inner structure being simply designed to be unitized, the maintenance is very easy.
- It can be used in various applications.
- Two-contact-output instrument can be available (Not available for Explosion-proof Type).

Class NK Certified products are also available

KF-207	Process connection : Over JIS5K40A Material : SUS304 or SUS304
KF-207N	Process connection : JIS5K40A or JIS5K65A Wetted-part material : SUS304
KF-213S	Process connection : R1 · 1/2 screw Material : SUS304

Range of Movement

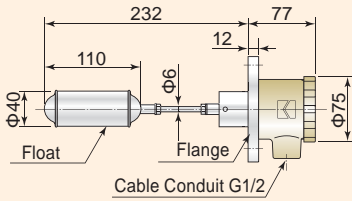


KF-207 Standard of Flange-type

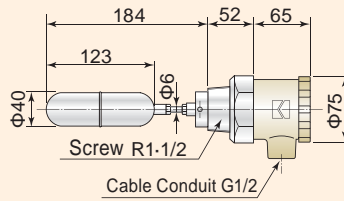
KF-213 Standard of Screw-joint

KF-209 Bellows-mounted Type

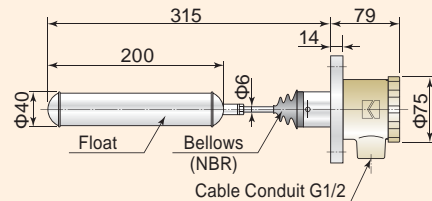
A type



E type



D type



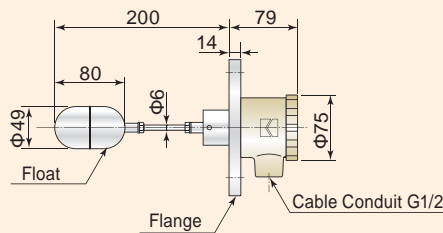
*Can be applied to scum-floating liquids

Specification	Model	KF-207	KF-207T	KF-213	KF-213T	KF-209
Application		Water-, Oil Gen. Liquid (Flange Mounting)	Heat Resistant Type (Flange Mounting)	Water-, Oil Gen. Liquid (Screwed Joint Type)	Heat Resistant Type (Screwed Joint Type)	For wastewater, with bellows seal (Flange Mounting)
Float dimensions		Φ40 x 110L	Φ40 x 110L	Φ40 x 123L	Φ40 x 123L	Φ40 x 200L
Allowable pressure		Max. 490KPa	Max. 490KPa	Max. 490KPa	Max. 490KPa	Max. 490KPa
Heat resistant		100°C	150°C	100°C	150°C	80°C
Process connection		JIS5K40A	JIS5K40A	R1 1/2	R1 1/2	JIS5K50A
Liquid Gravity		Over 0.88	Over 0.88	Over 0.81	Over 0.81	Over 0.87
Contact Capacity		250VAC 5A	250VAC 3A	250VAC 5A	250VAC 3A	250VAC 5A
Float Material		SUS304	SUS304	SUS316	SUS316	SUS304
Material of Mounting Part		SUS304 or SUS316	SUS304 or SUS316	SUS304 or SUS316	SUS304 or SUS316	SUS304 or SUS316
Material of Terminal Box		ADC	ADC	ADC	ADC	ADC
Painting Color		Gold				
Enclosure Rating		IP-67				
Weight		1.5kg	1.5kg	1.1kg	1.1kg	2kg

※The material of SUS316 can be available (The float dimension is Φ40x123L)

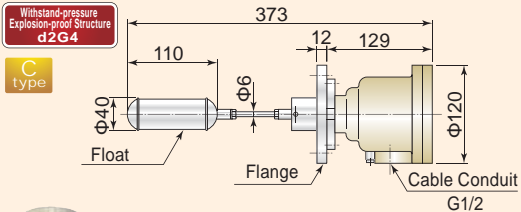
KF-205 Usable up to 1780kPa inside tank (*1)

B type



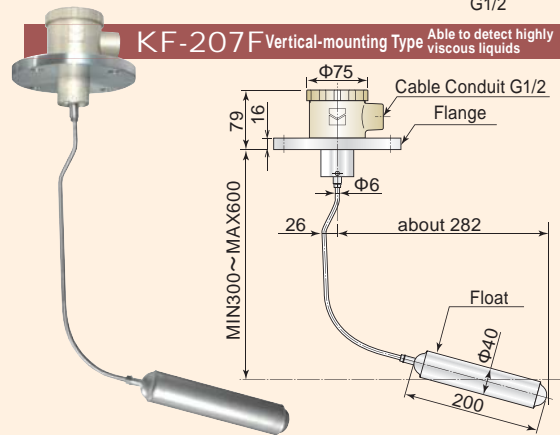
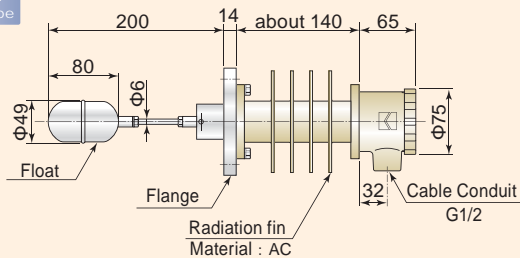
KFG-207 Explosion-proof Standard Type

C type



KF-205TF Withstand-heat Type, usable up to 250°C

F type

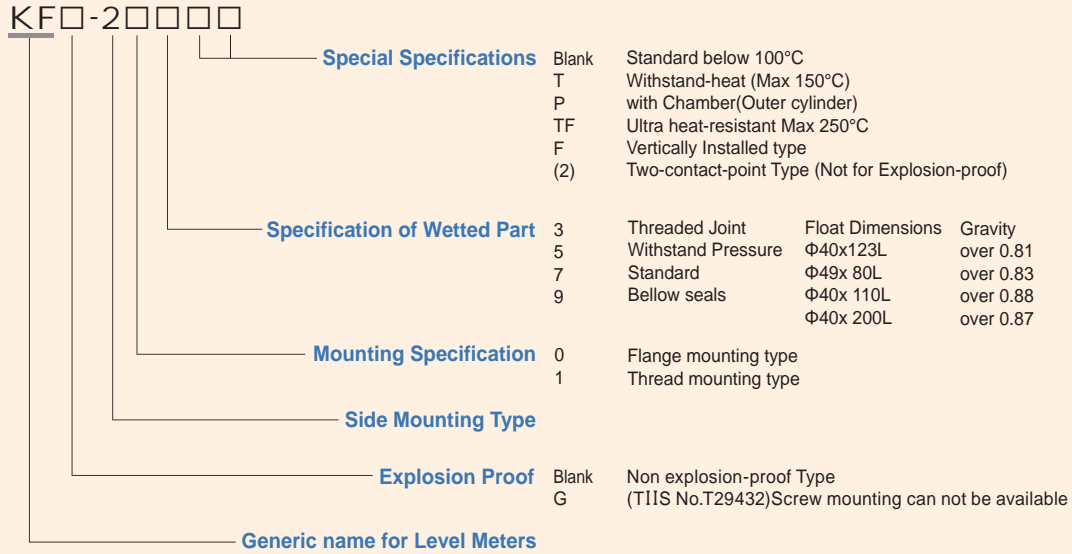


Specification	Model	KF-205	KF-205TF
Application		Heat Resistant Type (Flange Mounting)	Ultra heat resistant (Flange Mounting)
Float dimensions		Φ49 x 80L	Φ49 x 80L
Allowable pressure		Max. 1780KPa(*1)	Max. 980KPa(*2)
Heat resistant		100°C	250°C
Process connection		JIS5K50A	JIS5K50A
Liquid Gravity		Over 0.83	Over 0.83
Contact Capacity		250VAC 5A	250VAC 5A
Float Material		SUS316	SUS316
Material of Mounting Part		SUS304 or SUS316	SS or SUS316
Material of Terminal Box		ADC	ADC
Painting Color		Gold	
Enclosure Rating		IP-67	
Weight		2.9kg	4.0kg

Specification	Model	KFG-207	KF-207F
Application		Heat Resistant Explosion-proof Type (Flange Mounting)	Vertical-mounting Type (Flange Mounting)
Float dimensions		Φ40 x 110L	Φ40 x 200L
Allowable pressure		Max. 490KPa	Max. 490KPa
Heat resistant		100°C	250°C
Process connection		JIS5K40A	JIS5K100A
Liquid Gravity		Over 0.88	Over 1.00
Contact Capacity		250VAC 5A	250VAC 5A
Float Material		SUS304	SUS304
Material of Mounting Part		SUS304 or SUS316	SUS304 or SUS316
Material of Terminal Box		ADC	ADC
Painting Color		Gold	
Enclosure Rating		IP-67 equivalent	IP-67
Weight		2.6kg	4.5kg

*1) In case of JIS20K50A Flange *2) In case of JIS10K50A Flange

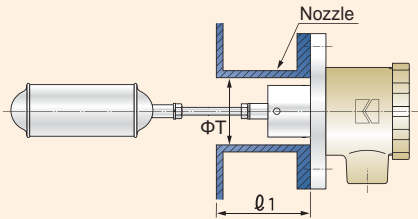
Table of Designation of Model



*KF-209 Type can be workable up to 0.63 in liquid density with no bellows seal mounted.
 *The KF-213 explosion proof model should be connected with an intrinsically safe barrier relay.

Mounting Precautions

When selecting the model, please consider the nozzle dimensions referring to the table in the right.



Model	ΦT (Inner diameter of tube seat)	ℓ1 (Length of seat tube including flange gasket)
KF-207, KF-207T	Over Φ41mm	Below 80mm
KFG-207	Over Φ41mm	Below 70mm
KF-205	Over Φ50mm	Below 90mm
KF-213, KF-213T	R1 1/2 or G1 1/2 Female	Below 41mm

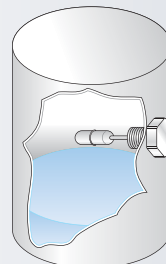
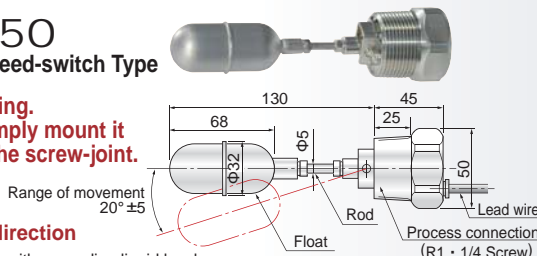
*An extension rod is available, but its use will be subject to the liquid density.

KF-250 Compact Reed-switch Type

Easy handling.
 You can simply mount it by way of the screw-joint.

Operation direction

- Closed along with ascending liquid level (Lead wire located lower side)
- Closed along with descending liquid level (Lead wire located at upper side)



Standard Specification

Service Range: over 0.8 liquid gravity
 Withstand Pressure: 980 KPa
 Withstand heat: -20°C~ +80°C
 Structure: Drip-proof
 Contact Capacity: 10VA max. 200VAC
 Max Current Capacity 0.5A SPST
 Contact Motion: Contact is turned on when the float comes to a level position.
 Process connection: R1 1/4 threaded joint
 Reed wire: 300mm
 Material: All made of SUS304

Line of business

- Rotary Paddle Type Level Switch
- Vibration Type Level Switch
- Swing Type Level Switch
- Acoustic Level Switch
- Capacitance Type Level Switch
- Capacitive Proximity Sensor
- Capacitance Type Level Indicator
- Diaphragm Type Level Switch
- Tilt Switch
- Leak Type Level Switch
- Microwave Switch
- Sounding Bob Type Level Indicator
- Flow Switch
- Conductance Type Level Switch
- Float Switch
- Float Type Level Indicator
- Ultrasonic Type Level Indicator
- Equipments For Conveyor Lines
- Dust Monitor System
- Zirconia Oxygen Analyzer
- Laser Type Level Indicator
- RADAR Type Level Indicator
- Ultrasonic Flow meter

General Manufacturer of Level Controllers for Powder, Granules, and Liquid

KANSAI Automation Co., Ltd.

Headquarters:
 2-14, Togano-cho, Kita-ku, Osaka 530-0056, Japan
 TEL. 81-6-6312-2071 FAX. 81-6-6314-0848
 e-mail: info@kansai-automation.co.jp

<http://www.kansai-automation.co.jp>

Tokyo Branch: 1-29-6, Hamamatsu-cho, Minato-ku, Tokyo 105-0013, Japan
 TEL. 81-3-5777-6931 FAX. 81-3-5777-6933

Nagoya Office: 3-10-17, Uchiyama, Chigusa-ku, Nagoya 464-0075, Japan
 TEL. 81-52-741-2432 FAX. 81-52-741-1588

Hiroshima Office: 13-11, Noborimachi, Naka-ku, Hiroshima 730-0016, Japan
 TEL. 81-82-222-1555 FAX. 81-82-222-1556

Kyushu Office: 1-1-21, Komemachi, Kokura Kita-ku, Kitakyushu 802-0003, Japan
 TEL. 81-93-511-4741 FAX. 81-93-511-4580



*Please be sure to read USER'S GUIDE, Installation & Operation Instructions before using the instrument.

*The specifications herein may be subject to change without advance notice.

Agent

SCIGATE
 Your Automation Partner

SCIGATE AUTOMATION (S) PTE LTD
 No.1 Bukit Batok Street 22 #01-01 Singapore 659592
 Tel: (65) 6561 0488 Fax: (65) 6562 0588
 Email: sales@scigate.com.sg Web: www.scigate.com.sg
 Business Hours: Monday - Friday 8.30am - 6.15pm